

i'm a
BREAD
project

02/01/2023 - 02/28/2023

Monthly Maintenance Report

BREAD

At BREAD, we protect and maintain your website so that you and your business can win. As a business owner, you have too much on your plate to waste time concerned with whether-or-not your site is functioning properly. Time is precious and our maintenance can give you the peace of mind you need to focus on your business.

The following maintenance report contains the data from key categories relevant to website operation and performance. With your current PLUS Package subscription, we provide several services in order to maintain stability within your website performance. Within this report, you'll find simplified information about your website's updates, security, history, performance, and analytics that can help you discern where you are and drive your future growth.

OVERVIEW



Website: <https://infusionplusrx.com/>
IP Address: 34.105.30.128
WordPress Version: 6.1.1



BACKUPS

Backups created: 90; Latest one on: 03/02/2023 11:10



UPTIME

Overall uptime: 99.834%



ANALYTICS

4.8% average increase in sessions in the previous period



SECURITY

Your website is safe



PERFORMANCE

PageSpeed score: 81; YSlow score: 86

BACKUPS




Backups created: **28**

02/01/2023 to 02/28/2023

Total backups available: **90**

LATEST BACKUPS



Backup size
511.53MB



WordPress version
6.1.1



Active Theme
Creative Bread Studio



Active Plugins
16



Published posts
1



Approved comments
1

UPTIME



Up for: **19d 21h**
Overall Uptime: **99.834%**

OVERVIEW

last 24 hours

100%

last 7 days

100%

last 30 days

99%

UPTIME HISTORY

Event	Date	Reason	Duration
UP	02/09/2023	-	19d 21h
DOWN	02/09/2023	Unable to connect to https://infusionplusrx.com/ .	2m 11s
UP	02/09/2023	-	31m 18s
DOWN	02/09/2023	Secure Connection Failed	45m 24s

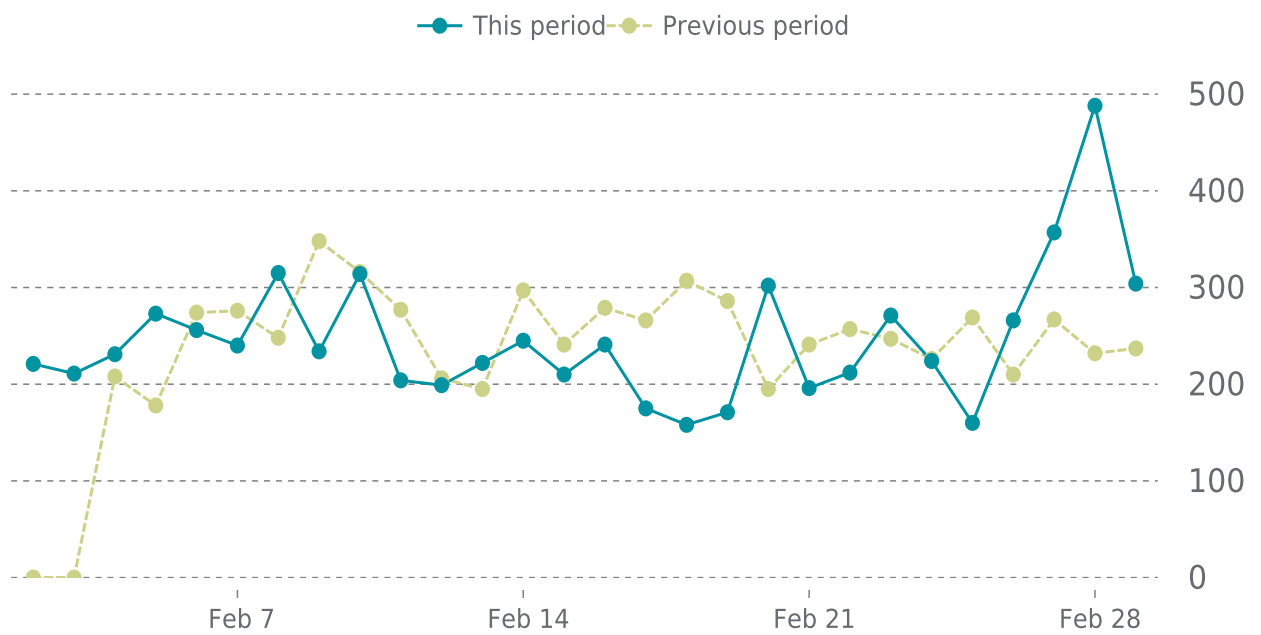
✓ ANALYTICS



Traffic up by: **4.8%**

02/01/2023 to 02/28/2023

SESSIONS



SECURITY



Total security checks: **4**

02/01/2023 to 02/28/2023

MOST RECENT SCAN

02/27/2023

Status: **Clean**

Malware: **Clean**

Web Trust: **Clean**

Vulnerabilities: **0**

SECURITY SCAN HISTORY

Date	Malware	Vulnerabilities	Web Trust
02/27/2023 6:31	Clean	Clean	Clean
02/20/2023 3:30	Clean	Clean	Clean
02/13/2023 7:17	Clean	Clean	Clean
02/06/2023 6:47	Clean	Clean	Clean

✓ PERFORMANCE



Total performance checks: **28**

02/01/2023 to 02/28/2023

MOST RECENT SCAN

02/28/2023

PageSpeed Grade



B (81%)

Previous check: 81%

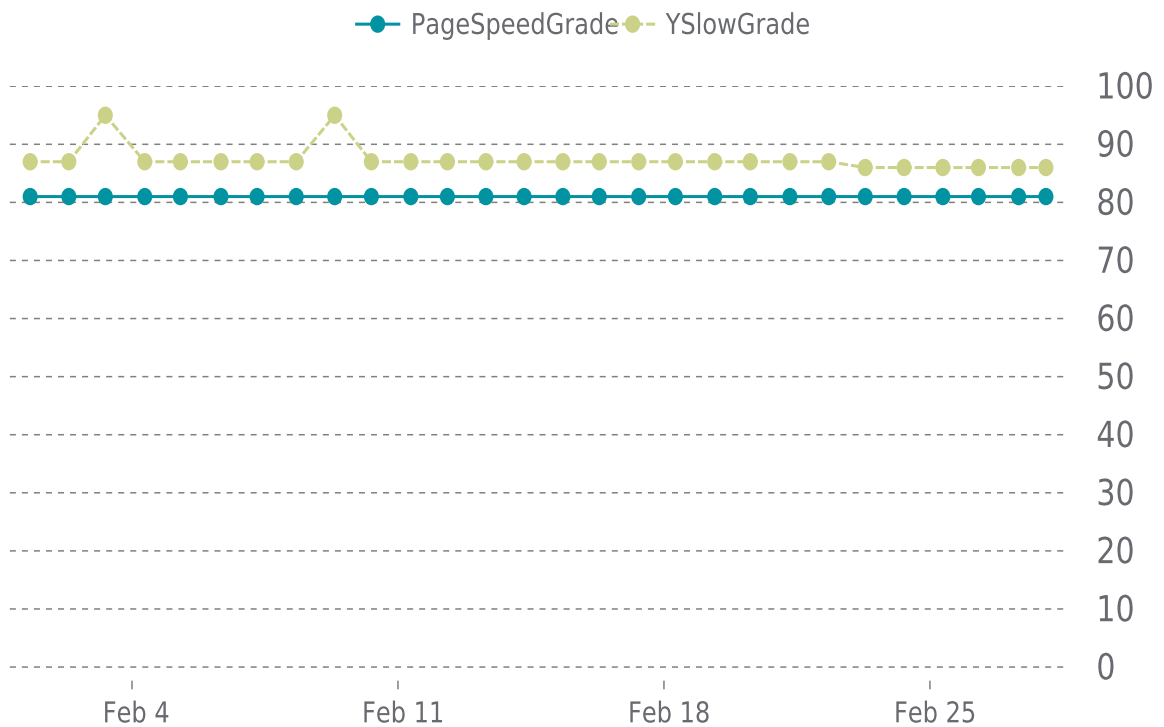
YSlow Grade



B (86%)

Previous check: 86%

PERFORMANCE OVERVIEW



PERFORMANCE HISTORY (1/2)

Date	Load time	PageSpeed	YSlow
02/28/2023 01:16	1.13 s	B (81%)	B (86%)
02/27/2023 08:02	1.14 s	B (81%)	B (86%)
02/26/2023 06:40	1.13 s	B (81%)	B (86%)
02/25/2023 08:10	0.95 s	B (81%)	B (86%)
02/24/2023 07:42	1.19 s	B (81%)	B (86%)
02/23/2023 07:08	1.31 s	B (81%)	B (86%)
02/22/2023 08:03	1.06 s	B (81%)	B (87%)
02/21/2023 07:33	1.53 s	B (81%)	B (87%)
02/20/2023 06:32	1.08 s	B (81%)	B (87%)
02/19/2023 08:05	1.18 s	B (81%)	B (87%)
02/18/2023 07:13	1.11 s	B (81%)	B (87%)
02/17/2023 08:04	1.21 s	B (81%)	B (87%)
02/16/2023 07:08	1.08 s	B (81%)	B (87%)
02/15/2023 08:09	1.12 s	B (81%)	B (87%)
02/14/2023 07:40	1.18 s	B (81%)	B (87%)

PERFORMANCE HISTORY (2/2)

Date	Load time	PageSpeed	YSlow
02/13/2023 07:32	0.99 s	B (81%)	B (87%)
02/12/2023 07:13	1.02 s	B (81%)	B (87%)
02/11/2023 08:07	0.92 s	B (81%)	B (87%)
02/10/2023 07:12	0.96 s	B (81%)	B (87%)
02/09/2023 08:02	0.78 s	B (81%)	A (95%)
02/08/2023 07:44	0.98 s	B (81%)	B (87%)
02/07/2023 07:01	0.90 s	B (81%)	B (87%)
02/06/2023 08:12	1.21 s	B (81%)	B (87%)
02/05/2023 06:34	0.91 s	B (81%)	B (87%)
02/04/2023 08:04	0.96 s	B (81%)	B (87%)
02/03/2023 07:09	0.73 s	B (81%)	A (95%)
02/02/2023 08:06	1.40 s	B (81%)	B (87%)
02/01/2023 07:41	1.00 s	B (81%)	B (87%)

BREAD

Our team is dedicated to providing you with comprehensive, constant web hosting support. If you have any questions or concerns about the information in this report, please reach out to BREAD; we exist to help you win!

Your BREAD Maintenance Team