

## Users

# 993

↑ 25.9% from previous month

Total Google Cost

# \$993.86

Social Media

# 0

Budget

\$1000 Google

## Pageviews

# 5,923

↑ 8.9% from previous month

## Bounce Rate

# 2.58%

↑ 1.9% from previous month

NOTES:

## Pages / Session

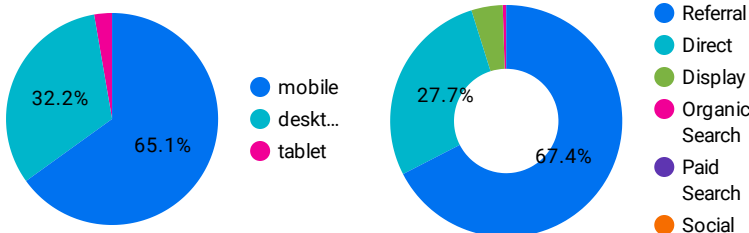
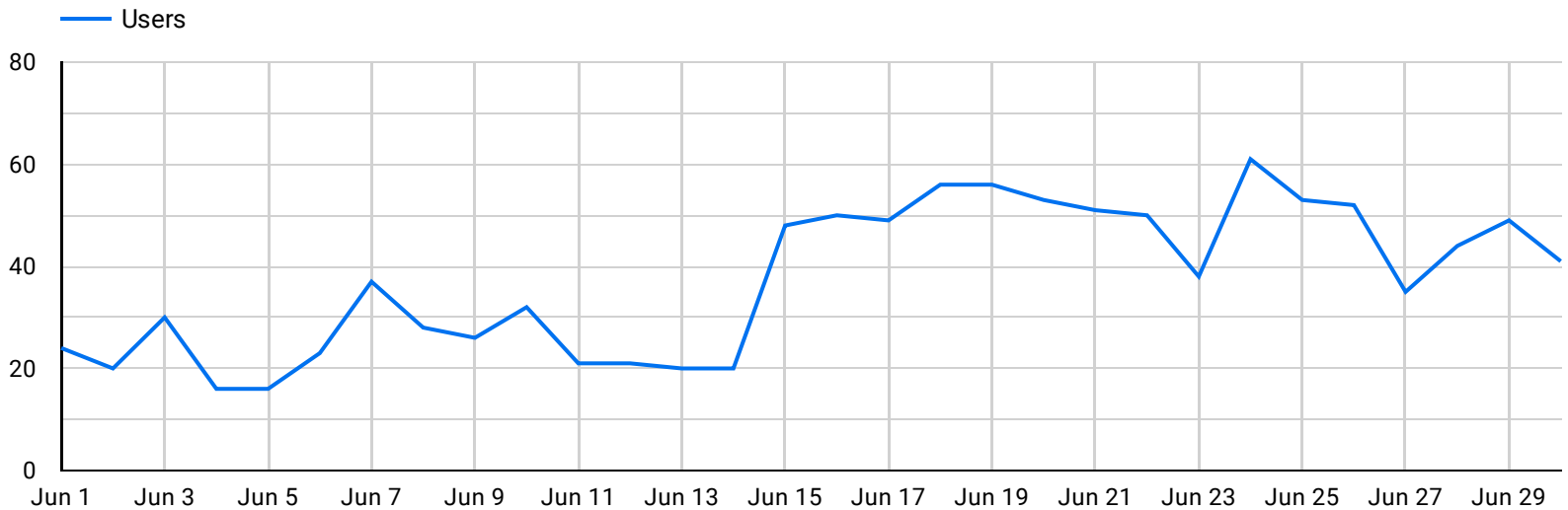
# 4.63

↓ -9.3% from previous month

## Avg. Session Duration

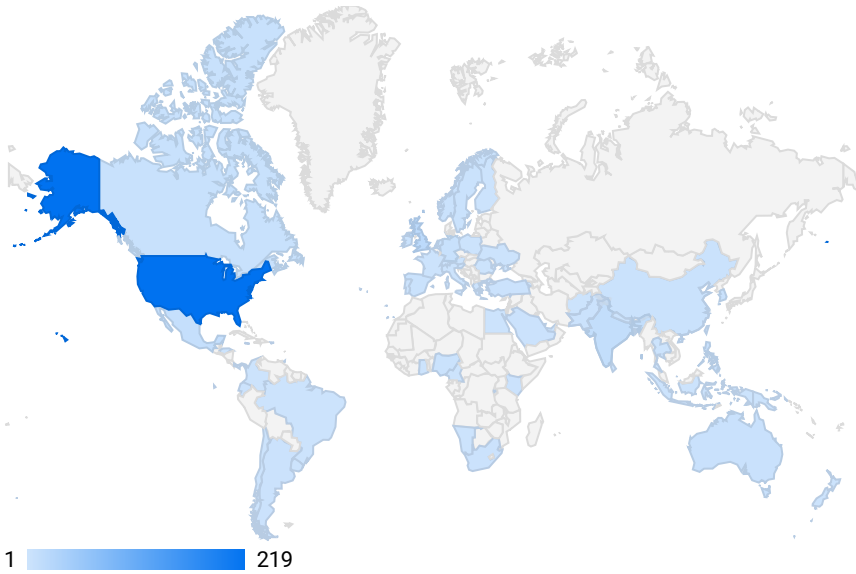
# 00:01:15

↓ -25.9% from previous month



Campaign	Clicks	CTR	Impressions
1. Website traffic-S...	690	6.46%	10,673
2. Video - Bellegrass	68	0.44%	15,586

Clicks	Goal Completions	
<b>758</b>	<b>114</b>	
Total Cost	Cost per Conversion	CPC
<b>\$1,590.17</b>	<b>\$8.72</b>	<b>\$1.31</b>
Impressions	CTR	
<b>26,259</b>	<b>2.89%</b>	
<b>Facebook</b>		
Total Spend		
<b>0</b>		



## TOP CITIES

	City	New Users
1.	Hattiesburg	404
2.	Jackson	131
3.	Atlanta	116
4.	(not set)	70
5.	Pensacola	35
6.	New Orleans	30
7.	Destin	22
8.	Magee	20
9.	Laurel	16

1 - 100 / 329

## TOP LANDING PAGES

	Page	Pageviews	Bounce Rate
1.	/	<div style="width: 100%;"></div>	2.39%
2.	/home-listings/	<div style="width: 75%;"></div>	1.65%
3.	/bellegrass-home-style/	<div style="width: 30%;"></div>	23.08%
4.	/available-lots/	<div style="width: 20%;"></div>	0%
5.	/contact-bellegrass/	<div style="width: 15%;"></div>	14.81%
6.	/lifestyle/	<div style="width: 15%;"></div>	0%
7.	/homeowners/	<div style="width: 15%;"></div>	0%
8.	/meet-the-developer/	<div style="width: 15%;"></div>	0%
9.	/amenities/	<div style="width: 10%;"></div>	0%

1 - 96 / 96

	Keyword	Users
1.	(not set)	219
2.	(not provided)	215
3.	Dynamic Search Ads	86
4.	homes in mississippi	80
5.	homes for sale in oak grove ms	63
6.	bellegrass hattiesburg ms	46
7.	home builders in hattiesburg ms	29
8.	homes for sale in mississippi	21

1 - 82 / 82

	Search Query	Users
1.	(not set)	427
2.	bellegrass hattiesburg ms	47
3.	bellegrass	14
4.	homes for sale in hattiesburg ms	11
5.	bellegrass homes for sale	9
6.	houses for sale in hattiesburg ms	9
7.	bellegrass subdivision	7
8.	houses for sale hattiesburg ms	5

1 - 100 / 474