

Users

285

No data from previous 30 days

Pageviews

716

No data from previous 30 days

Bounce Rate

75.76%

No data from previous 30 days

Pages / Session

1.81

No data from previous 30 days

Avg. Session Duration

00:02:21

No data from previous 30 days

Total Cost

\$504.73

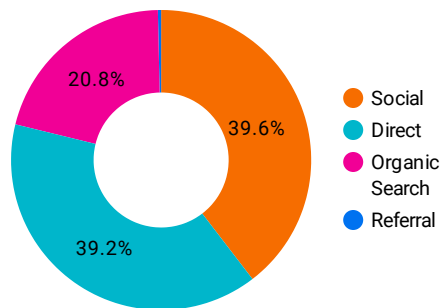
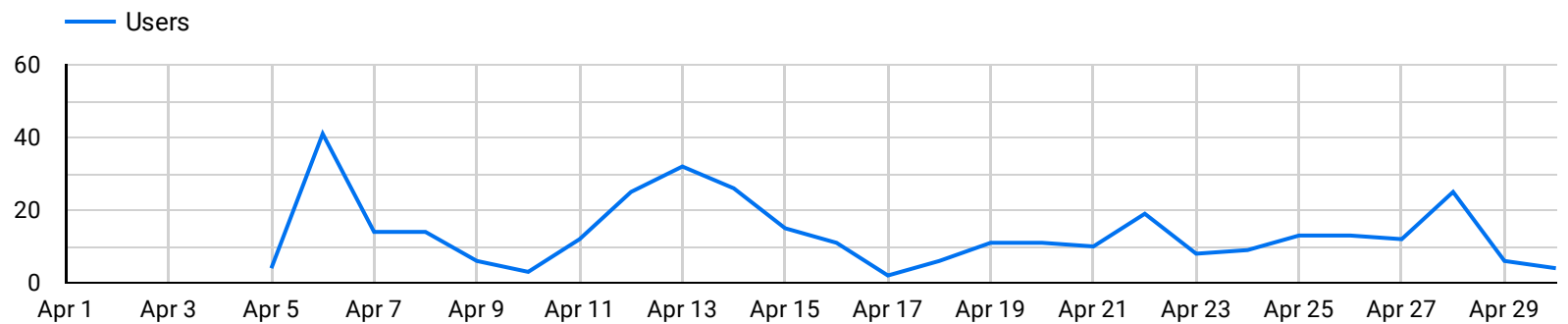
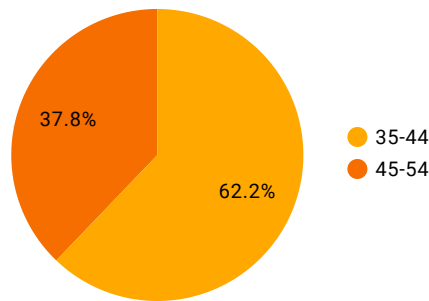
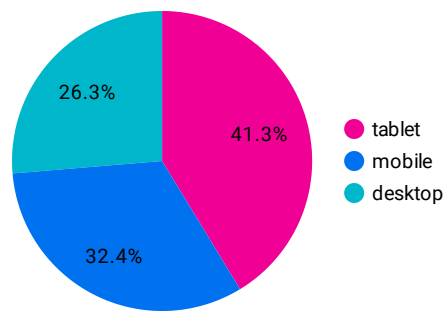
BUDGET:

\$300 monthly

NOTES:

Website Traffic Objective

Website Traffic Objective



Google Ads Performance

Link Clicks

137

Cost Per Click

2.92

Impressions

32,937

Total Cost

504.73

Goal Completions

10

TOP LANDING PAGES

	Page	Users
1.	/	197
2.	/about-innova/	39
3.	/thank-you/	6
4.	/?fbclid=IwAR0kX_geH4njhOuEpleh8WZbA00_MLax0H5fVlk4dnq...	3
5.	/?fbclid=IwAR38GSPQCdcLXE8-mNvViF7k5g_kx3DZTj_LUxXJZF...	1
6.	/?et_pb_preview=true&et_pb_preview_nonce=05eb6204cb&iframe...	1
7.	/?fbclid=IwAR2cpyZimt0MIDed92nRp3dX1TNAv0KVI danv4SN8u...	1
8.	/?fbclid=IwAR2SWbhDhLDpp66WaVTCDxZPnBM8dCD2f9_J4BZM...	1
9.	/?et_pb_preview=true&et_pb_preview_nonce=b3fa5e2bcd&iframe...	1

1 - 100 / 132 < >

What are people searching for?

Query	URL CTR
innova prep hattiesburg	10.53%
innovaprep	0%
innova preparatory school	0%
innova ms	0%
innova preparatory school ...	0%
innova prep	0%

1 - 6 / 6 < >

	City	Users	Sessions
1.	Hattiesburg	102	161
2.	Jackson	51	61
3.	(not set)	26	27
4.	New Orleans	17	23
5.	Ridgeland	16	31
6.	Atlanta	16	17
7.	Austin	10	11
8.	Columbus	5	5
9.	Picayune	4	4

1 - 48 / 48 < >

Search keyword	Clicks
No data	

Search term	CTR
No data	