

Users

565

↓ -3.4% from previous month

Pageviews

1,250

↓ -5.2% from previous month

Bounce Rate

67.84%

↑ 4.6% from previous month

Pages / Session

1.76

↓ -10.7% from previous month

Avg. Session Duration

00:01:00

↓ -28.0% from previous month

Total Google Cost

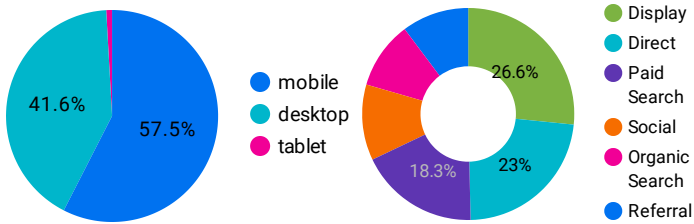
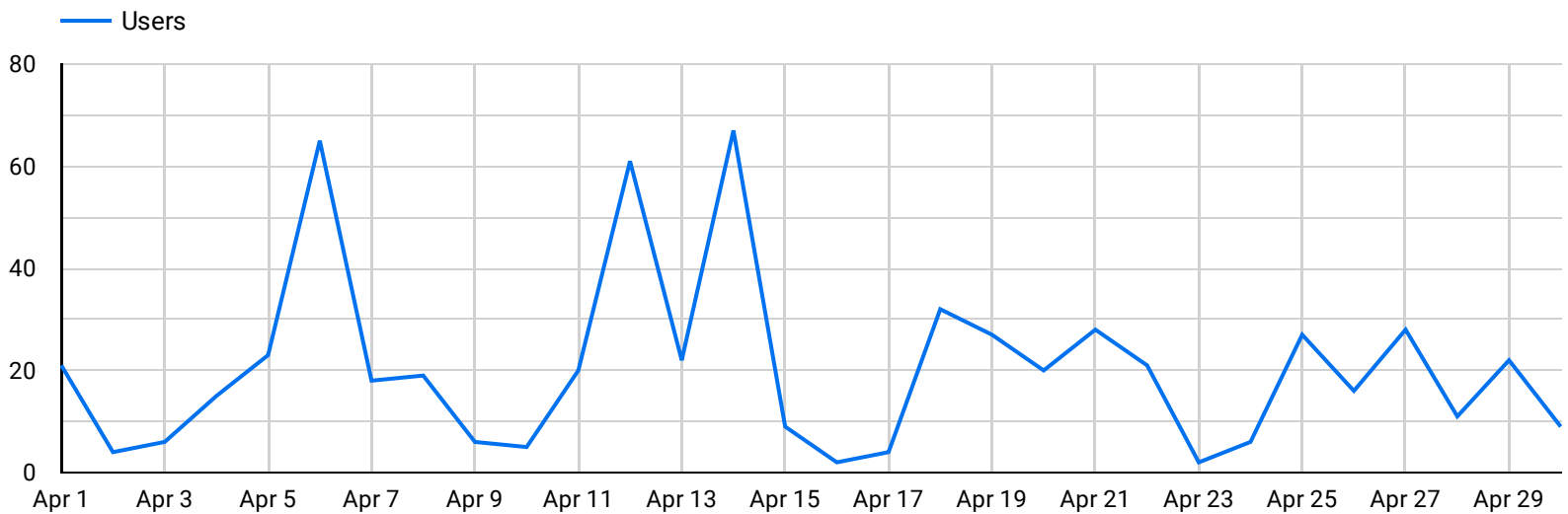
\$1,260.17

Social Media

\$0.00

Budget \$1200 Google

NOTES:

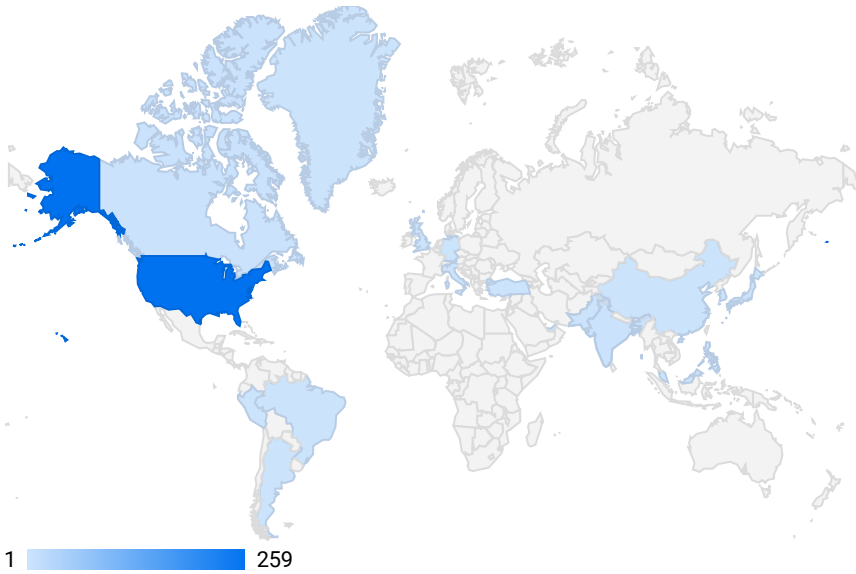


Campaign	CTR	Users
1. (not set)	null	351
2. Sales-Search-1	7.66%	218

Google Ads Performance

Clicks	CPC	Goal Completions
375	\$2.10	78
Total Cost	CTR	Impressions
\$1,260.17	7.66%	4,896

Facebook	Apr 30, 2022
Total Spend	Reach
0	Impressions
Link Clicks	



TOP CITIES

	City	New Users
1.	Hattiesburg	604
2.	(not set)	199
3.	Jackson	182
4.	Atlanta	180
5.	Laurel	129
6.	Magee	58
7.	McComb	51
8.	Destin	43
9.	Florence	38

1 - 100 / 263

TOP LANDING PAGES

	Page	Pageviews	Bounce Rate
1.	/		55.86%
2.	/our-story/		88.52%
3.	/schedule/		79.17%
4.	/be-in-touch/		90%
5.	/client-testimonials/		100%
6.	/general-dentistry/		100%
7.	/financial-information/		71.43%
8.	/meet-dr-william-baker/		100%
9.	/meet-dr-erik-graham/		100%

1 - 56 / 56

	Keyword	Users
1.	(not set)	250
2.	(not provided)	105
3.	emergency dental clinic	44
4.	a dentist near me	43
5.	hattiesburg family dental	17
6.	hattiesburg dentist office	12
7.	dentist office in hattiesbur...	11
8.	teeth bleaching	11

	Search Query	Users
1.	(not set)	352
2.	baker and graham	14
3.	dentist near me	5
4.	baker and graham hattiesburg ms	4
5.	baker and graham dental	4
6.	dental implant grants near me	3
7.	dental implants in my area	3
8.	pediatric dental group	3