

Users

661

↓ -13.3% from previous month

Pageviews

4,708

↓ -16.0% from previous month

Bounce Rate

2.19%

↑ 20.8% from previous month

Pages / Session

5.15

↑ 1.4% from previous month

Avg. Session Duration

00:01:36

↓ -7.8% from previous month

Total Google Cost

\$1,020.71

Social Media

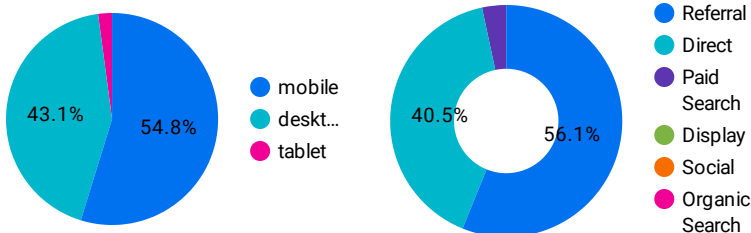
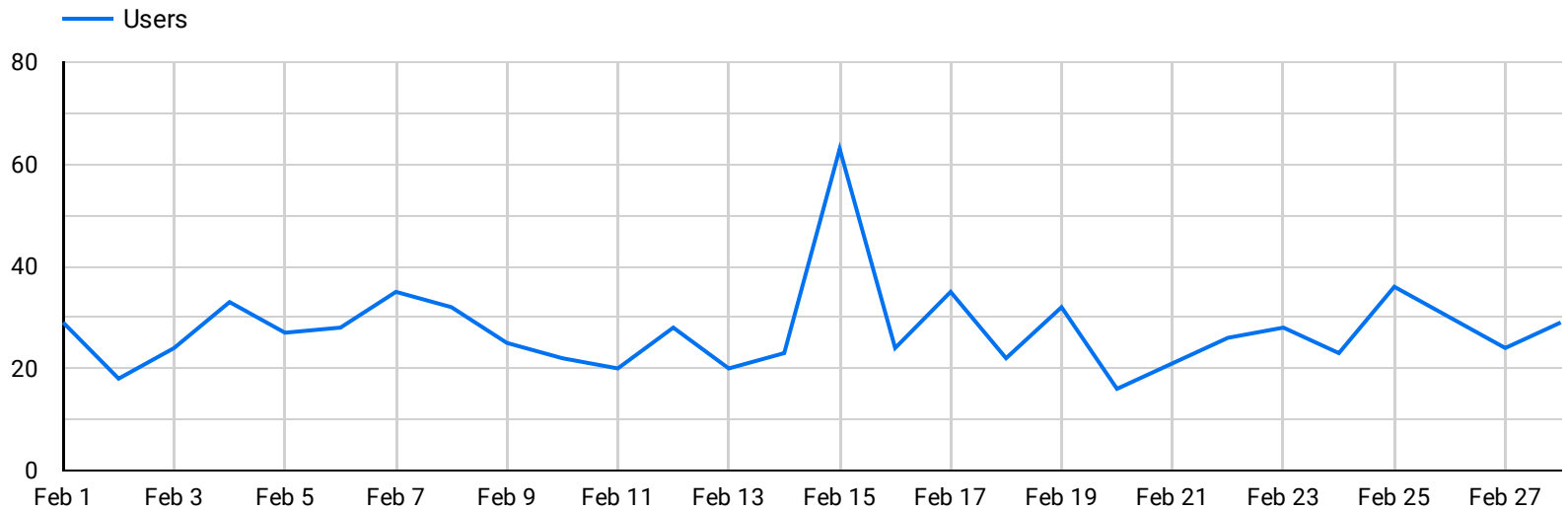
0

Budget

\$1000 Google

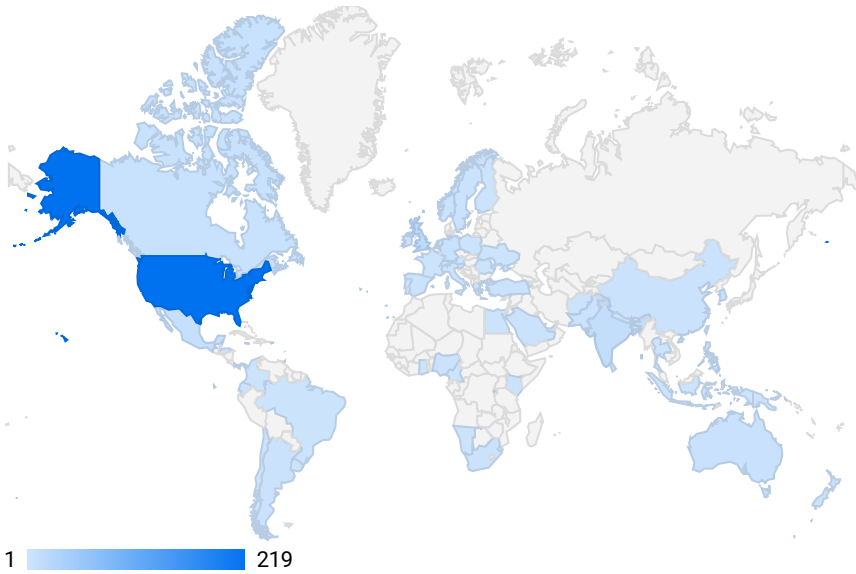
NOTES:

no notes



Campaign	Clicks	CTR	Impressions
1. Website traffic-S...	282	7.23%	3,902
2. Video - Bellegrass	47	0.52%	8,997

Clicks	329	Goal Completions	97
Total Cost	\$1,020.71	Cost per Conversion	\$6.58
		CPC	\$1.94
Impressions	12,899	CTR	2.55%
Facebook			
Total Spend	0		



TOP CITIES

	City	New Users
1.	Hattiesburg	404
2.	Jackson	131
3.	Atlanta	116
4.	(not set)	70
5.	Pensacola	35
6.	New Orleans	30
7.	Destin	22
8.	Magee	20
9.	Laurel	16

1 - 100 / 329

TOP LANDING PAGES

	Page	Pageviews	Bounce Rate
1.	/	<div style="width: 100%;"></div>	2.78%
2.	/home-listings/	<div style="width: 80%;"></div>	0.74%
3.	/bellegrass-home-style/	<div style="width: 40%;"></div>	3.23%
4.	/meet-the-developer/	<div style="width: 30%;"></div>	0%
5.	/available-lots/	<div style="width: 30%;"></div>	0%
6.	/lifestyle/	<div style="width: 30%;"></div>	0%
7.	/contact-bellegrass/	<div style="width: 25%;"></div>	10%
8.	/homeowners/	<div style="width: 20%;"></div>	5%
9.	/amenities/	<div style="width: 10%;"></div>	0%

1 - 71 / 71

	Keyword	Users
1.	(not set)	227
2.	(not provided)	222
3.	Dynamic Search Ads	151
4.	homes in mississippi	24
5.	housing estate for sale	13
6.	house home sale	11
7.	sell buy home	5
8.	homes for sale in the estates	4

1 - 37 / 37

	Search Query	Users
1.	(not set)	444
2.	bellegrass hattiesburg ms	46
3.	bellegrass	9
4.	homes for sale in bellegrass hattiesburg ms	5
5.	bellegrass hoa	5
6.	bellegrass subdivision	4
7.	new subdivisions in hattiesburg ms	4
8.	subdivisions in hattiesburg ms	4

1 - 100 / 162