

## Users

41

No data from previous month

## Pageviews

63

No data from previous month

## Pages / Session

1.29

No data from previous month

## Bounce Rate

75.51%

No data from previous month

## Avg. Session Duration

00:01:20

No data from previous month

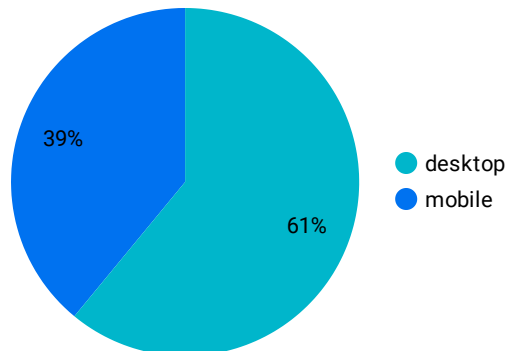
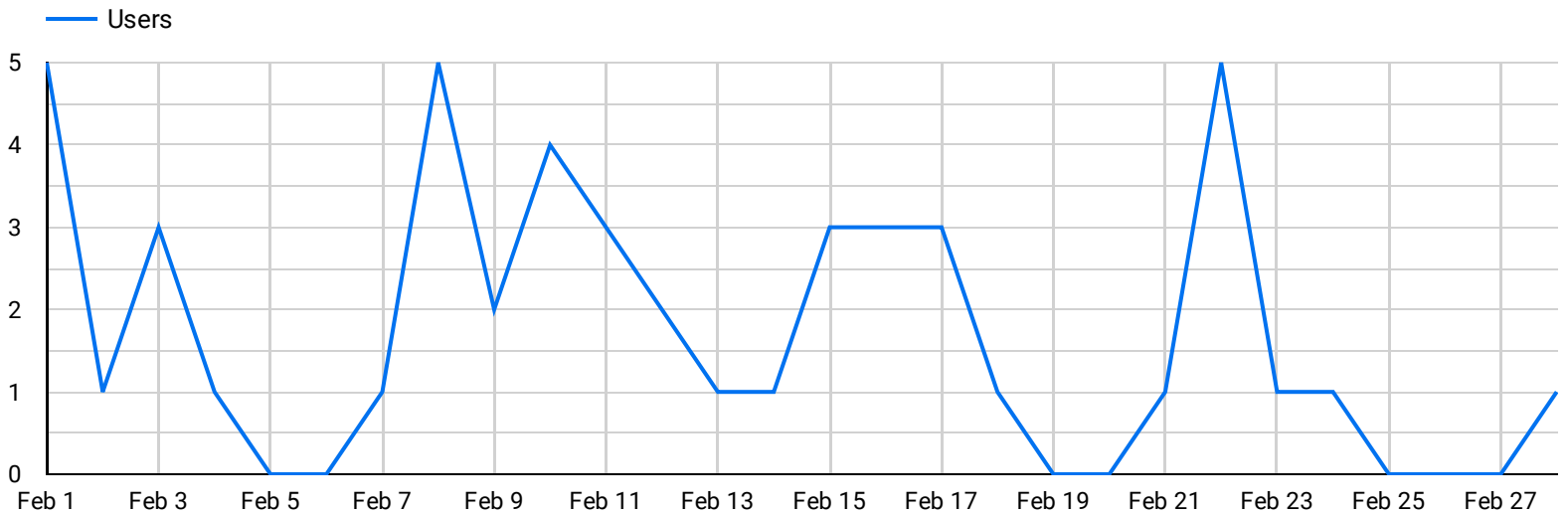
Total Cost

\$299.22

**BUDGET:** \$300 month

### NOTES:

Feb 1, 2022



## Google Ads Performance

Clicks                      CPC                      Impressions

21                      \$8.91                      676

Total Cost  
\$299.22

Campaign	Avg. CPC	Phone ...	CTR	Total Cost
1. Sales-Search-1	\$8.91	0	3.18%	\$299.22

## SEARCH KEYWORDS

	Keyword Text (Criterion)	CTR	Clicks
1.	storage units hattiesburg ms	8.11%	3
2.	oak grove storage hattiesburg ms	7.14%	1
3.	storage hattiesburg ms	3.48%	13
4.	the storage solutions	2.14%	4
5.	a and j storage	0%	0
6.	storage units oak grove ms	0%	0
7.	your storage solutions	0%	0

1 - 7 / 7 < >

## SEARCH KEYWORDS

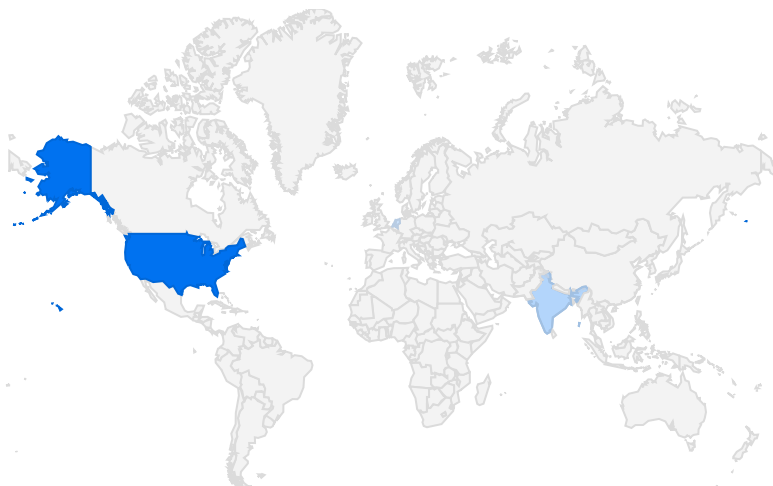
	Search term	Avg. C...	CTR	Clicks
1.	used rent to own sheds ne...	\$0	0%	0
2.	uhaul in hattiesburg ms	\$0	0%	0
3.	uhaul hattiesburg ms	\$0	0%	0
4.	uhaul hattiesburg mississi...	\$0	0%	0
5.	uhaul hattiesburg	\$0	0%	0
6.	uhaul	\$0	0%	0
7.	u haul storage of hattiesb...	\$0	0%	0
8.	u haul storage of hattiesb...	\$0	0%	0

1 - 100 / 142 < >

## TOP LANDING PAGES

	Page	Pageviews	Bounce Rate
1.	/	<div style="width: 80%;"></div>	75.51%
2.	/thank-you-for-contacting-us/	<div style="width: 5%;"></div>	null

1 - 2 / 2 < >



1  17

	City	Users
1.	Jackson	7
2.	(not set)	6
3.	Hattiesburg	5
4.	Ashburn	4
5.	Ridgeland	3
6.	Columbus	3
7.	Atlanta	2
8.	Sunnyvale	2
9.	New Orleans	1
10.	Mountain View	1

1 - 19 / 19 < >