

Users

136

↓ -14.5% from previous month

Total Google Cost

\$96.90

Social Media

0

Budget \$100 Social Media

Pageviews

173

↓ -2.8% from previous month

Bounce Rate

90.38%

↓ -5.1% from previous month

NOTES:

no notes

Pages / Session

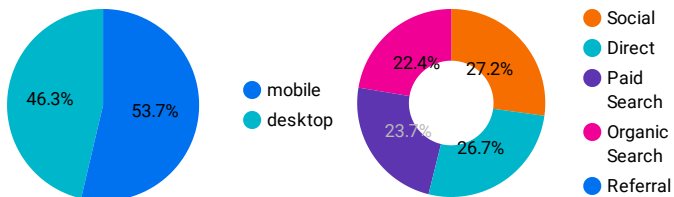
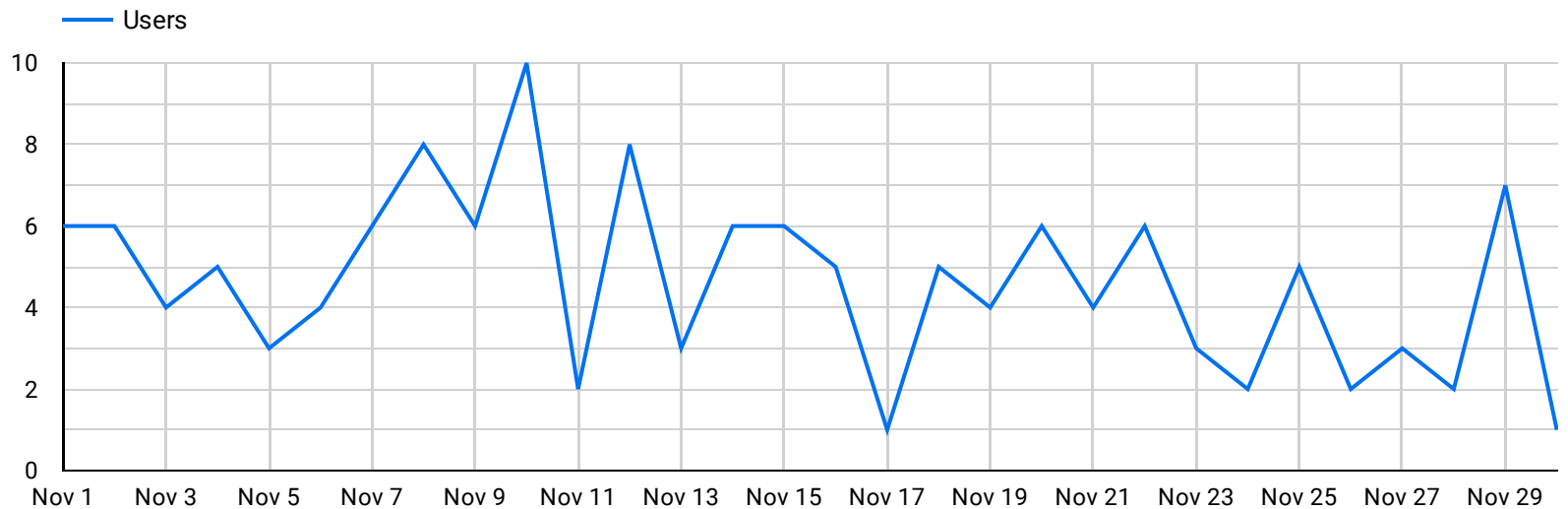
1.11

↑ 4.7% from previous month

Avg. Session Duration

00:00:07

↑ 49.6% from previous month



Campaign	CTR	Users	Clicks
1. (not set)	null	72	0
2. Website traffic...	3.9%	67	82

Google Ads + Facebook Performance

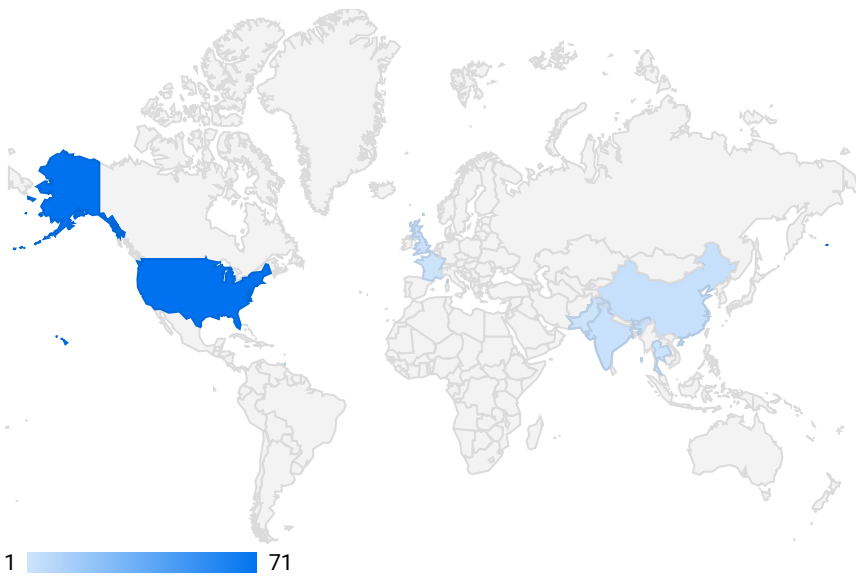
Clicks	Goal Completions	
82	1	
Total Cost	CTR	CPC
\$96.90	3.90%	\$0.74

Impressions
2,103

Facebook

Total Spend
0

TOP CITIES



City	Age	New Users
	No data	

TOP LANDING PAGES

Page	Pageviews	Bounce Rate
1. /		90.26%
2. /thank-you-for-contacting-us/		null
3. /?fbclid=IwAR0GuEba906UDasFvkjHvcBfE5_Edot8_zzBrdkkm...		100%
4. /?fbclid=IwAR0KryZFjc8FZkdFcJCFN_PZu-0T_v6ofX4tpN0p1...		100%

1 - 4 / 4 < >

TOP EXIT PAGES

Page	Pageviews	Bounce Rate
1. /	152	92.14%
2. /thank-you-for-contacting-us/	1	null
3. /?fbclid=IwAR0GuEba906UDasFvkjHvcBfE5_Edot8_zzB...	1	100%

1 - 3 / 3 < >